



Timor-Leste

General Information (2008):
 Population (x1000): 1.100
 Urban Population: 27%
 Under five Mortality: 93 per 1000
 Population living below US\$ 1.25/day: 53%

Sanitation and Drinking Water Country Profile

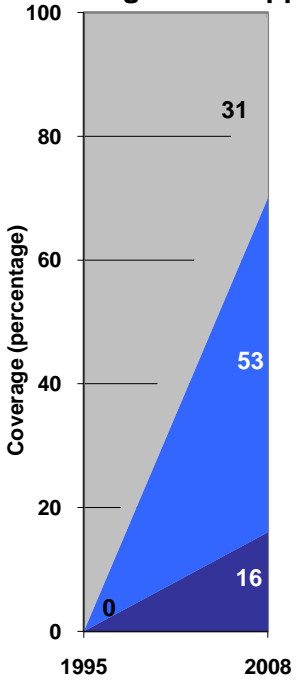
DRAFT
 For Discussion



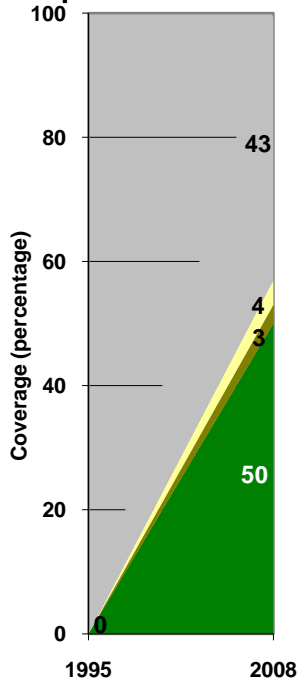
- Timor-Leste
- Timor-Leste

COVERAGE STATUS AND TRENDS

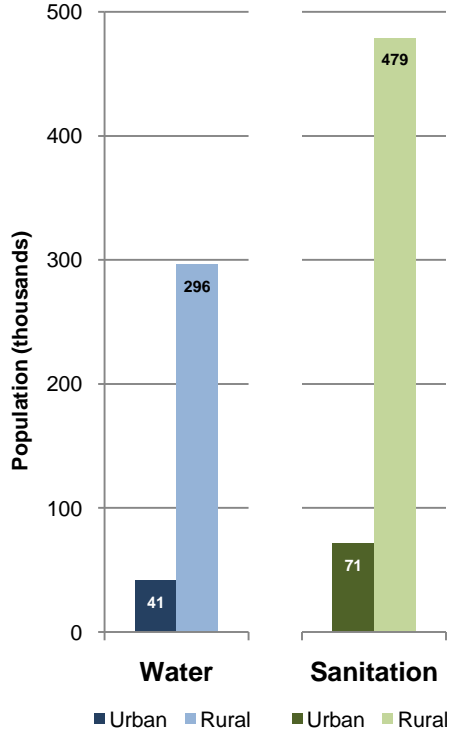
70% of the population has access to improved drinking water supply



43% of the population practice open defecation



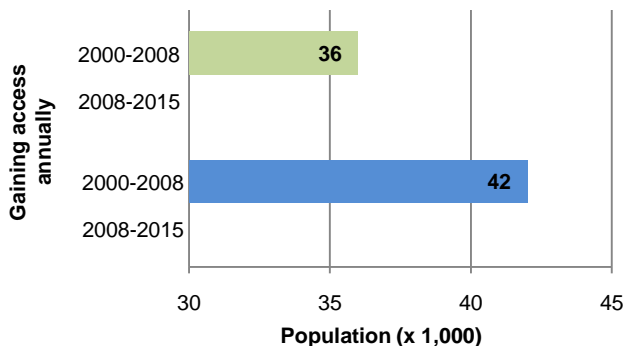
The majority of the unserved are in rural areas



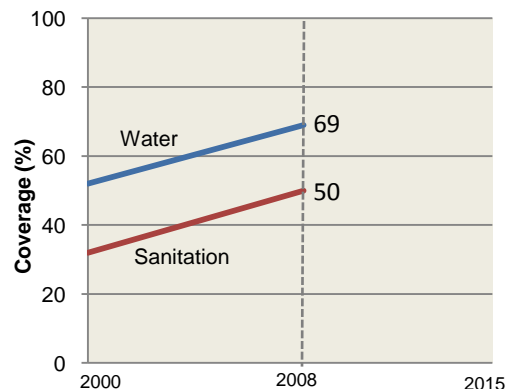
Source: WHO-UNICEF Joint Monitoring Program 2010

ACHIEVING THE MDG TARGETS ON SANITATION AND DRINKING WATER

Acceleration is needed to meet the MDG drinking water and sanitation targets



Progress towards the MDGs



Source: WHO-UNICEF Joint Monitoring Program 2010

EXTERNAL SUPPORT AGENCIES LANDSCAPE

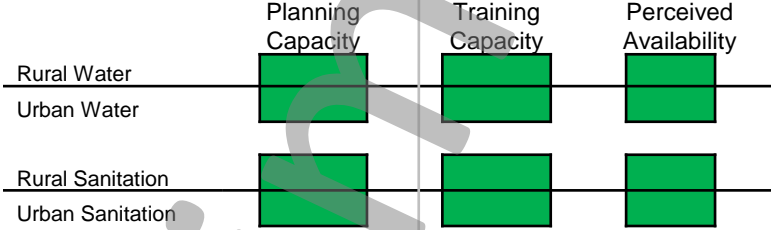
Donors active in national co-ordination or harmonization platforms	Other donors provided at least \$1 million in aid (disbursement in 2008 in millions)
n.a.	n.a.

COMBINED DONOR AND GOVERNMENT ALLOCATIONS

Data not available

Source: Preliminary analysis of raw data collected by UN-Water Global Annual Assessment of Sanitation and Drinking-Water (GLAAS) 2010

HUMAN RESOURCES CAPACITY



Source: Preliminary analysis of raw data collected by UN-Water Global Annual Assessment of Sanitation and Drinking-Water (GLAAS) 2010

DRIVERS AND BARRIERS

- ### Drivers of Progress
- 1) Sanitation policies drafted and approved
 - 2) Water resource policy in development

- ### Barriers to Meeting the MDGs
- 1) Weak data management system
 - 2) Insufficient human resources

Source: Preliminary analysis of raw data collected by UN-Water Global Annual Assessment of Sanitation and Drinking-Water (GLAAS) 2010