



Sierra Leone

General Information (2008):
 Population (x1000): 5.560;
 Urban Population: 38%
 Under five Mortality: 194 per 1000
 Population living below US\$ 1.25/day: 53%

Sanitation and Drinking Water Country Profile

DRAFT
 For Discussion

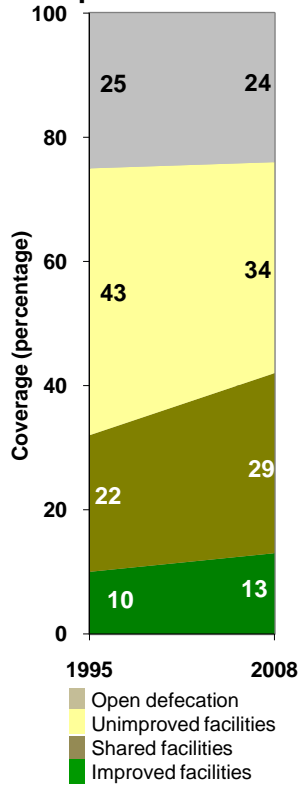
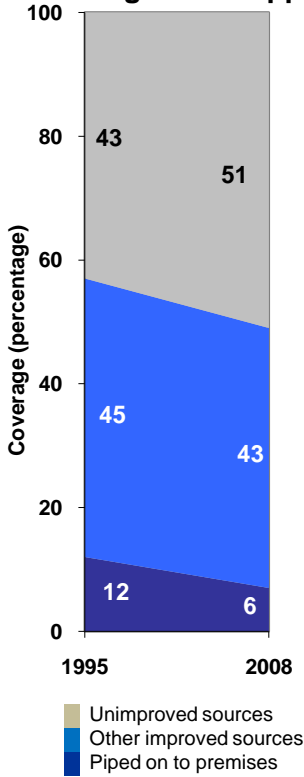


- Sierra Leone is off-track to achieve the MDG drinking water target
- Sierra Leone is off-track to achieve the MDG sanitation target

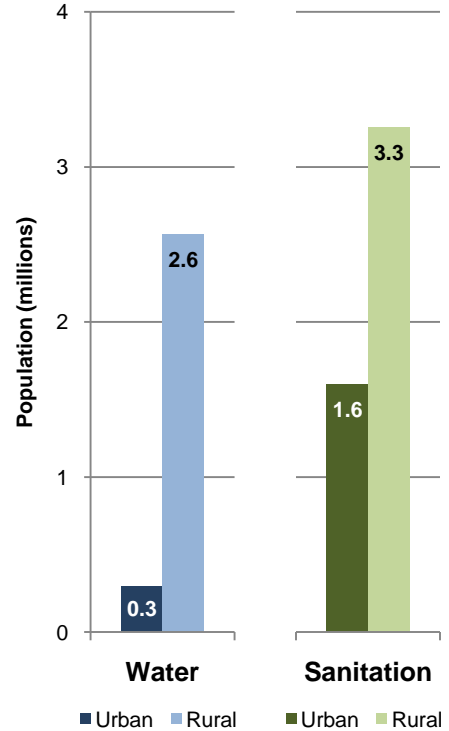
COVERAGE STATUS AND TRENDS

49% of the population has access to improved drinking water supply

24% of the population practice open defecation



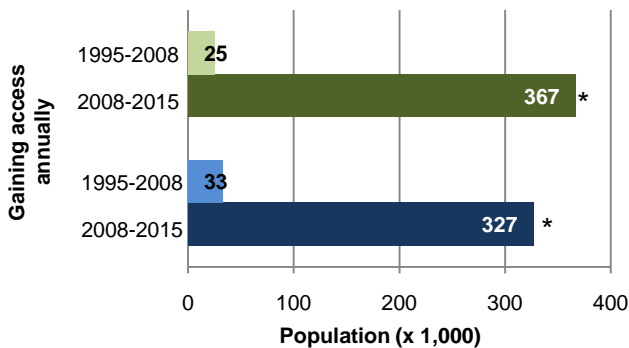
The majority of the unserved are in rural areas



Source: WHO-UNICEF Joint Monitoring Program 2010

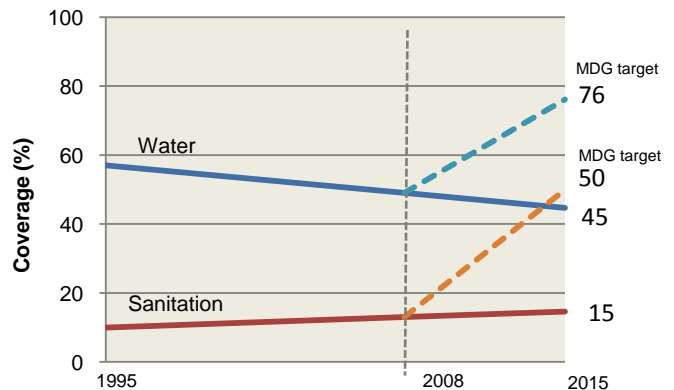
ACHIEVING THE MDG TARGETS ON SANITATION AND DRINKING WATER

Acceleration is needed to meet the MDG drinking water and sanitation target



* To gain access to meet the MDG target

Progress towards the MDGs



Source: WHO-UNICEF Joint Monitoring Program 2010

SCORECARD ON BUILDING BLOCKS FOR SERVICE DELIVERY

The country status overview scorecard is a performance management tool assessing whether sector and subsector service delivery operations are aligned with intended sector outcomes. The service delivery pathways set out a sequence of building blocks. Together these building blocks are a hypothesis of what the most important cause and effect relationships in a sub-sector program are. The Scorecard benchmarks the country service delivery pathways which turn money into water and sanitation services in each of four subsectors.

	Enabling			Developing			Sustaining		
	Policy	Planning	Budget	Expenditure	Equity	Output	Maintenance	Expansion	Use
Rural Water	Driver	Drag	Drag	Drag	Drag	Drag	Barrier	Drag	Drag
Urban Water	Drag	Drag	Drag	Driver	Drag	Drag	Barrier	Drag	Drag
Finance							Services		
	Policy	Planning	Budget	Expenditure	Equity	Output	Markets	Up-take	Use
Rural San.	Drag	Drag	Barrier	Drag	Driver	Barrier	Drag	Barrier	Drag
Urban San.	Drag	Barrier	Barrier	Drag	Drag	Barrier	Drag	Barrier	Drag
	<i>Enabling: the supporting environment for a functioning subsector; clear leadership and objectives; mechanisms to coordinate, plan and review investments; clear, comprehensive and sufficient budget lines.</i>			<i>Developing: the systems and structures for procuring and delivering equitable services at ground level; utilization and reporting of funds; community participating and targeting of resources; quantity and quality of outputs (hardware and software).</i>			<i>Sustaining: the mechanisms for sustaining and scaling up access and safe use; support for maintenance or markets for hardware; systems for expanding services or tracking uptake; extent of use and quality of improved services.</i>		

Legend:
 Driver:
 Drag:
 Barrier:

Source: AMCOW Country Status Overview on Water Supply and Sanitation 2010 – Sierra Leone (forthcoming)

EXTERNAL SUPPORT AGENCIES LANDSCAPE

Donors active in national co-ordination or harmonization platforms	Other donors provided at least \$1 million in aid (disbursement in 2008 in millions)
n.a.	n.a.

COMBINED DONOR AND GOVERNMENT ALLOCATIONS

Data not available

Source: Preliminary analysis of raw data collected by UN-Water Global Annual Assessment of Sanitation and Drinking-Water (GLAAS) 2010

HUMAN RESOURCES CAPACITY

	Planning Capacity	Training Capacity	Perceived Availability
Rural Water	n.a.		
Urban Water			
Rural Sanitation	n.a.		
Urban Sanitation			

Source: Preliminary analysis of raw data collected by UN-Water Global Annual Assessment of Sanitation and Drinking-Water (GLAAS) 2010

DRIVERS AND BARRIERS

Drivers of Progress
n.a.

Barriers to Meeting the MDGs
n.a.

Source: Preliminary analysis of raw data collected by UN-Water Global Annual Assessment of Sanitation and Drinking-Water (GLAAS) 2010