



Liberia

General Information (2008):
 Population (x1000): 3.793;
 Urban Population: 60%
 Under five Mortality: 145 per 1000
 Population living below US\$ 1.25/day: 84%

Sanitation and Drinking Water Country Profile

DRAFT
 For Discussion

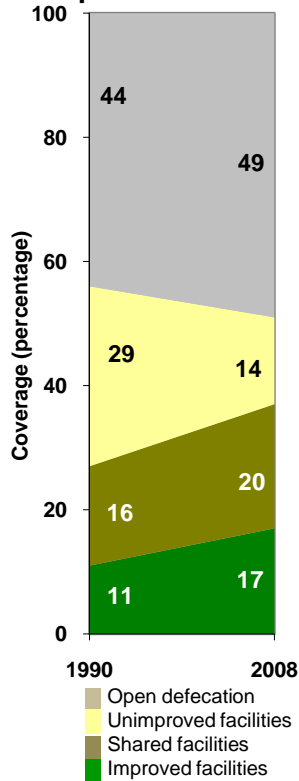
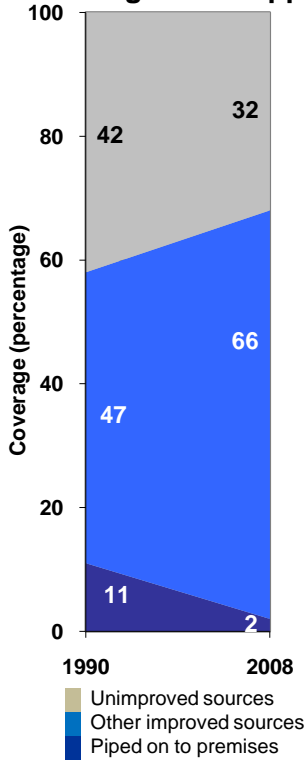


- Liberia is off-track to achieve the MDG drinking water target
- Liberia is off-track to achieve the MDG sanitation target

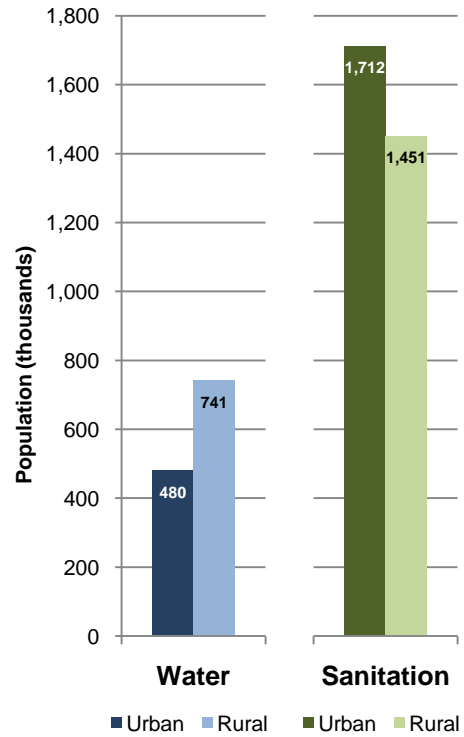
COVERAGE STATUS AND TRENDS

68% of the population has access to improved drinking water supply

49% of the population practice open defecation



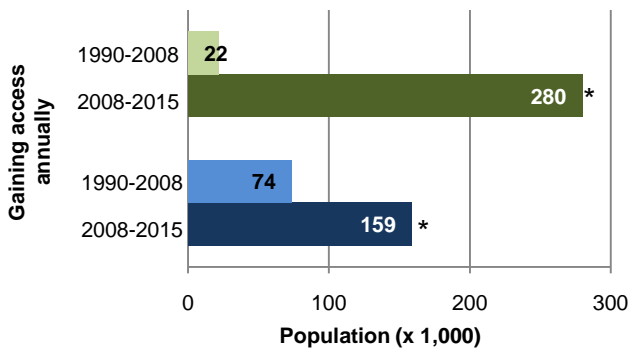
Distribution of the unserved



Source: WHO-UNICEF Joint Monitoring Program 2010

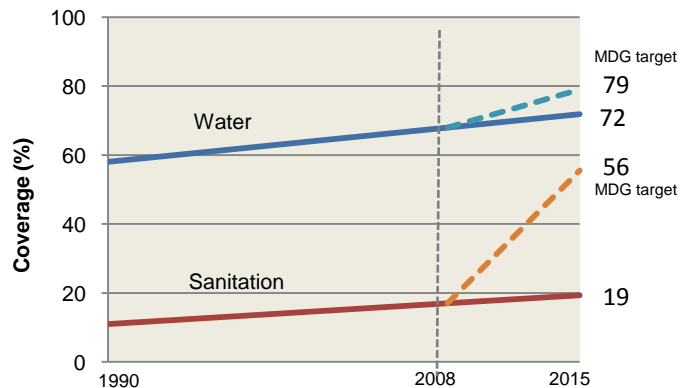
ACHIEVING THE MDG TARGETS ON SANITATION AND DRINKING WATER

Acceleration is needed to meet the MDG drinking water and sanitation targets



* To gain access to meet the MDG target

Progress towards the MDGs



Source: WHO-UNICEF Joint Monitoring Program 2010

SCORECARD ON BUILDING BLOCKS FOR SERVICE DELIVERY

The country status overview scorecard is a performance management tool assessing whether sector and subsector service delivery operations are aligned with intended sector outcomes. The service delivery pathways set out a sequence of building blocks. Together these building blocks are a hypothesis of what the most important cause and effect relationships in a sub-sector program are. The Scorecard benchmarks the country service delivery pathways which turn money into water and sanitation services in each of four subsectors.

	Enabling			Developing			Sustaining		
	Policy	Planning	Budget	Expenditure	Equity	Output	Maintenance	Expansion	Use
Rural Water	n.a.								
Urban Water									
Finance							Services		
	Policy	Planning	Budget	Expenditure	Equity	Output	Markets	Up-take	Use
Rural San.	n.a.								
Urban San.									
	<i>Enabling: the supporting environment for a functioning subsector; clear leadership and objectives; mechanisms to coordinate, plan and review investments; clear, comprehensive and sufficient budget lines.</i>			<i>Developing: the systems and structures for procuring and delivering equitable services at ground level; utilization and reporting of funds; community participating and targeting of resources; quantity and quality of outputs (hardware and software).</i>			<i>Sustaining: the mechanisms for sustaining and scaling up access and safe use; support for maintenance or markets for hardware; systems for expanding services or tracking uptake; extent of use and quality of improved services.</i>		

Data not available

Legend:
 Driver
 Drag
 Barrier

Source: AMCOW Country Status Overview on Water Supply and Sanitation 2010 – Liberia (forthcoming)

EXTERNAL SUPPORT AGENCIES LANDSCAPE

Donors active in national co-ordination or harmonization platforms	Other donors provided at least \$1 million in aid (disbursement in 2008 in millions)
n.a.	n.a.

COMBINED DONOR AND GOVERNMENT ALLOCATIONS (\$ Million)

Data not available

Source: Preliminary analysis of raw data collected by UN-Water Global Annual Assessment of Sanitation and Drinking-Water (GLAAS) 2010

HUMAN RESOURCES CAPACITY

	Planning Capacity	Training Capacity	Perceived Availability
Rural Water	<input type="text"/>	<input type="text"/>	<input type="text"/>
Urban Water	<input type="text"/>	<input type="text"/>	<input type="text"/>
Rural Sanitation	<input type="text"/>	<input type="text"/>	<input type="text"/>
Urban Sanitation	<input type="text"/>	<input type="text"/>	<input type="text"/>

Source: Preliminary analysis of raw data collected by UN-Water Global Annual Assessment of Sanitation and Drinking-Water (GLAAS) 2010

DRIVERS AND BARRIERS

Drivers of Progress
n.a.

Barriers to Meeting the MDGs
n.a.

Source: Preliminary analysis of raw data collected by UN-Water Global Annual Assessment of Sanitation and Drinking-Water (GLAAS) 2010