



Bangladesh

General Information (2008):
 Population (x1000): 160,000;
 Urban Population: 27%
 Under five Mortality: 54 per 1000
 Population living below US\$ 1.25/day: 50%

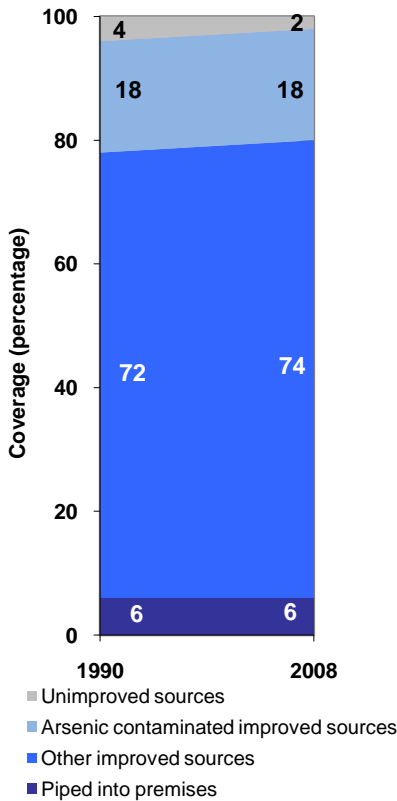
Sanitation and Drinking Water Country Profile

DRAFT
 For Discussion

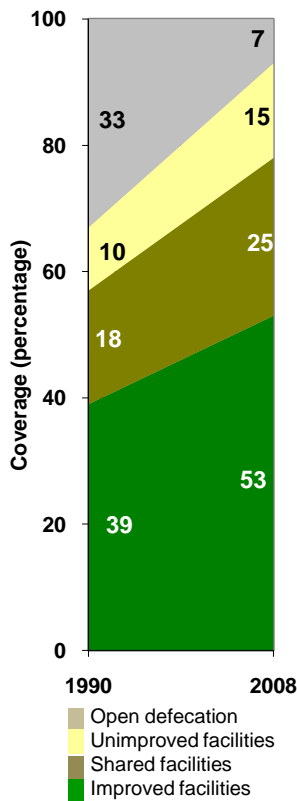


COVERAGE STATUS AND TRENDS

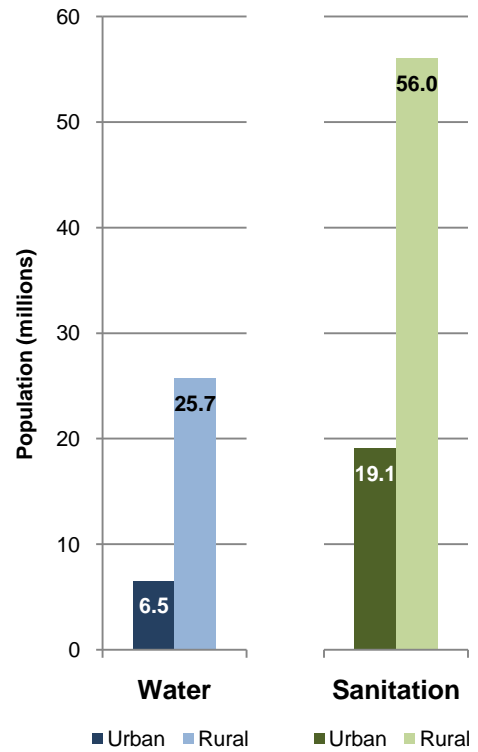
98% of the population has access to improved drinking water supply, but arsenic contamination lowers the access to safe drinking water



7% of the population practice open defecation



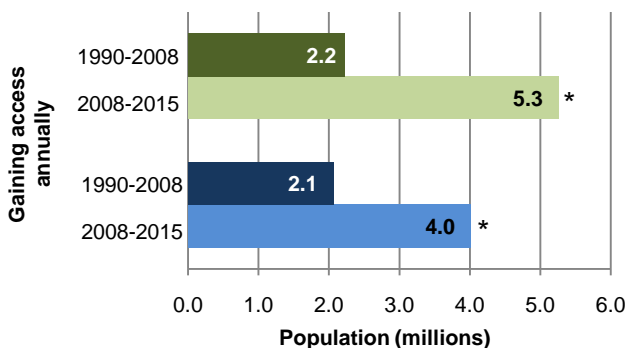
The majority of the under served are in rural areas



Source: WHO-UNICEF Joint Monitoring Program 2010

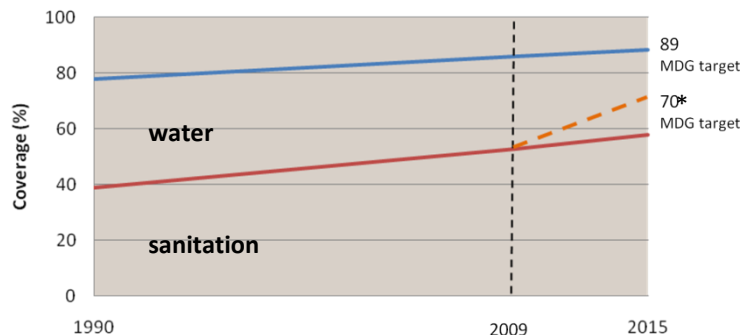
ACHIEVING THE MDG TARGETS ON SANITATION AND DRINKING WATER

Acceleration is needed to meet the MDG drinking water and sanitation targets



* To gain access to meet the MDG target

Progress Towards the MDGs



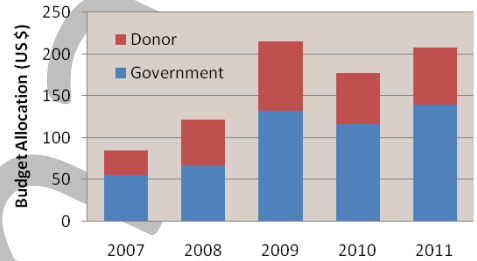
Source: WHO-UNICEF Joint Monitoring Program 2010, BBS/UNICEF Multiple Indicator Cluster Survey 2009

*If shared latrines are considered as improved facilities, Bangladesh is 'on track' to meet the MDG target.

EXTERNAL SUPPORT AGENCIES LANDSCAPE

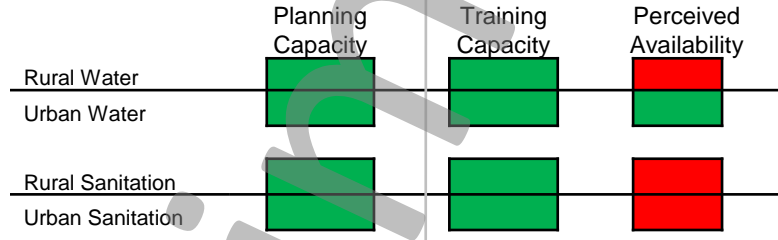
<p>Donors active in national co-ordination or harmonization platforms</p>	<p>Other donors provided at least \$1 million in aid (disbursement in 2008 in millions)</p>
<p>ADB, Denmark, Japan, Netherlands, U.K., UNICEF, Water Aid</p>	<p>Netherlands (20), United Kingdom (18), Denmark (8), IDA (4), Japan (3), Switzerland (2), UNICEF (2)</p>

COMBINED DONOR AND GOVERNMENT ALLOCATIONS



Source: Preliminary analysis of raw data collected by UN-Water Global Annual Assessment of Sanitation and Drinking-Water (GLAAS) 2010

HUMAN RESOURCES CAPACITY



Source: Preliminary analysis of raw data collected by UN-Water Global Annual Assessment of Sanitation and Drinking-Water (GLAAS) 2010

DRIVERS AND BARRIERS

- ### Drivers of Progress
- 1) Criteria for equitable distribution of funding to unserved and poor in rural areas applied
 - 2) Sanitation and drinking water policy agreed by stakeholders and approved by the cabinet
 - 3) Institutional roles in sanitation and drinking water sector clearly defined and operationalized

- ### Barriers to Meeting the MDGs
- 1) Financial flows to sanitation sub-sector insufficient
 - 2) Annual reviews to monitor performances in the sanitation sector not operationalized

Source: Preliminary analysis of raw data collected by UN-Water Global Annual Assessment of Sanitation and Drinking-Water (GLAAS) 2010